

**STATEMENT OF APPROPRIATIONS, ALLOTMENTS, OBLIGATIONS, DISBURSEMENTS AND BALANCES**  
As of the Quarter Ending December 31, 2020  
(Absolute Value)

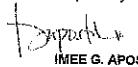
FAR No. 1


Department: Budgetary Support to Government Corporations  
Agency: National Electrification Administration  
Operating Unit: N/A  
Organization Code (UACS): 35016000000  
Fund Cluster: 01 - Regular Agency Fund


Authorization: 01 - Current Year Appropriations  
Report Status: SUBMITTED


Particulars	UACS CODE	Appropriation			Allotments		Current Year Obligations					Current Year Disbursements					Balances								
		Authorized Appropriation	Adjustments <sup>1</sup> (Transfer To/From, Reallignment)	Adjusted Appropriations	Allotments Received <sup>2</sup>	Adjustm (Withdra wal, Reallignm ent)	Adjusted Total Allotments	1st Q. Mar. 31	2nd Q. Jun. 30	3rd Q. Sep. 30	4th Q. Dec. 31	Total	1st Q. Mar. 31	2nd Q. Jun. 30	3rd Q. Sep. 30	4th Q. Dec. 31	Total	Unreleased Appropriations	Unobligated Allotment	Unpaid Obligations					
																				(15-20) = (23+24)	Not Yet Due and Demandable				
1	2	3	4	5=(3+4)	6	7	8=(6+7)	9	10	11	12	13	14	15=(11+12+13+14)	16	17	18	19	20=(18+17+16)	21=(5-10)	22=(10-15)	23	24		
<b>I. Agency Specific Budget</b>																									
Subsidies	101277																								
Operations	30000000000000																								
OO - Access to electrification expanded	31000000000000																								
NATIONAL RURAL ELECTRIFICATION	31010000000000																								
Site Electrification Sub-program	31010100000000																								
Locally-Funded Project(s)	31010120000000																								
Site Electrification Project	310101200001000																								
MOOE		1,398,825,000.00		1,398,825,000.00	1,398,825,000.00		1,398,825,000.00																		
Quick Response Fund	310101200004000											586,175,780.84	812,649,219.36	1,398,825,000.00				105,136,654.81	503,859,498.44	908,993,153.26			489,831,646.79		
MOOE		100,000,000.00		100,000,000.00	100,000,000.00		100,000,000.00					100,000,000.00		100,000,000.00					48,340,440.32	48,340,440.32				61,659,559.68	
Phil. Counterpart on JICA Donation for ARMM ECs		145,837,000.00		145,837,000.00	145,837,000.00		145,837,000.00					145,837,000.00		145,837,000.00				70,352,601.91						75,484,398.09	
MOOE		109,983,000.00	10,986,300.00	98,966,700.00	98,966,700.00		98,966,700.00							57,673,400.00					10,099,080.29	10,099,080.29				41,393,300.00	47,474,319.71
Electric Cooperative Emergency and Resiliency Fund		600,000,000.00	250,000,000.00	250,000,000.00	250,000,000.00		250,000,000.00							250,000,000.00											250,000,000.00
MOOE		45,000,000.00	45,000,000.00																						
Sub-Total, Agency Specific		2,298,825,000.00	305,986,300.00	1,993,828,700.00	1,993,828,700.00		1,993,828,700.00	145,837,000.00		936,175,780.84	870,222,818.36	1,982,235,400.00		70,352,601.91	106,136,654.81	682,296,019.05	1,037,785,275.77			41,393,300.00			914,450,124.23		
PS																									
MOOE		2,298,825,000.00	305,986,300.00	1,993,828,700.00	1,993,828,700.00		1,993,828,700.00	145,837,000.00		936,175,780.84	870,222,818.36	1,982,235,400.00		70,352,601.91	106,136,654.81	682,296,019.05	1,037,785,275.77			41,393,300.00			914,450,124.23		
Fin Ex																									
<b>II. Automatic Appropriations</b>																									
Sub-Total, Automatic Appropriations																									
<b>III. Continuing Appropriations/ BSGC-Others</b>																									
Marawi Recovery, Rehab. and Reconst. Program, FY 2020					45,932,228.00		45,932,228.00																		
NDRRMF (Calamity Fund)-Typhoon Usman, FY 2020 GAA					6,582,283.00		6,582,283.00						6,582,283.00						41,339,005.20	41,339,005.20					4,593,222.80
MOOE					284,443.00		284,443.00																		
Sub-Total, Continuing Appropriations/ BSGC-					52,798,984.00		52,798,984.00						284,443.00												284,443.00
<b>GRAND TOTAL</b>		2,298,825,000.00	305,986,300.00	1,993,828,700.00	2,046,427,684.00		2,046,427,684.00	145,837,000.00		936,175,780.84	877,089,345.36	2,006,034,354.00		70,352,601.91	106,136,654.81	683,635,024.25	1,079,124,280.97			41,393,300.00			925,910,073.03		
PS																									
MOOE		2,298,825,000.00	305,986,300.00	1,993,828,700.00	2,046,427,684.00		2,046,427,684.00	145,837,000.00		936,175,780.84	877,089,345.36	2,006,034,354.00		70,352,601.91	106,136,654.81	683,635,024.25	1,079,124,280.97			41,393,300.00			925,910,073.03		
Fin Ex																									


<sup>1</sup> Projects identified/ recommended by the DBM certified for discontinuance (Php250 M out of Php 500 M allocation of ECERF, Php 45 M for Est. of Customer Mat and Quick Response System and 10% of LGU/NGOs Resettlement Projects) for COVID-19 emergency measures in compliance with DBM NBC No. 580.  
<sup>2</sup> Excluding the SARO for the Conversion of NG Advances into subsidy amounting to Php10,869,462,000.00

Prepared by:  **IMEE G. APOSTOL**  
Chief Corporate Accountant A  
Financial Planning and Control Division

Checked and reviewed by:  **ARSENIA M. SACDALAN**  
Acting Manager  
Financial Planning and Control Division

Certified Correct:  **MAGROS A. ROBLES**  
Acting Department Manager  
Finance Services

Recommending Approval:  **SONIA B. SAN DIEGO**  
Deputy Administrator  
Corporate Resources and Financial Services

Approved by:  **EDGARDO R. MASONGONG**  
Administrator

Notes: